

Project:


**25' FLAGPOLE
 LIGHTING
 PAR38 HAL**

**IGCOMLGT01
 IGCOMLGT02**

Notes:

Date:

8-11-09

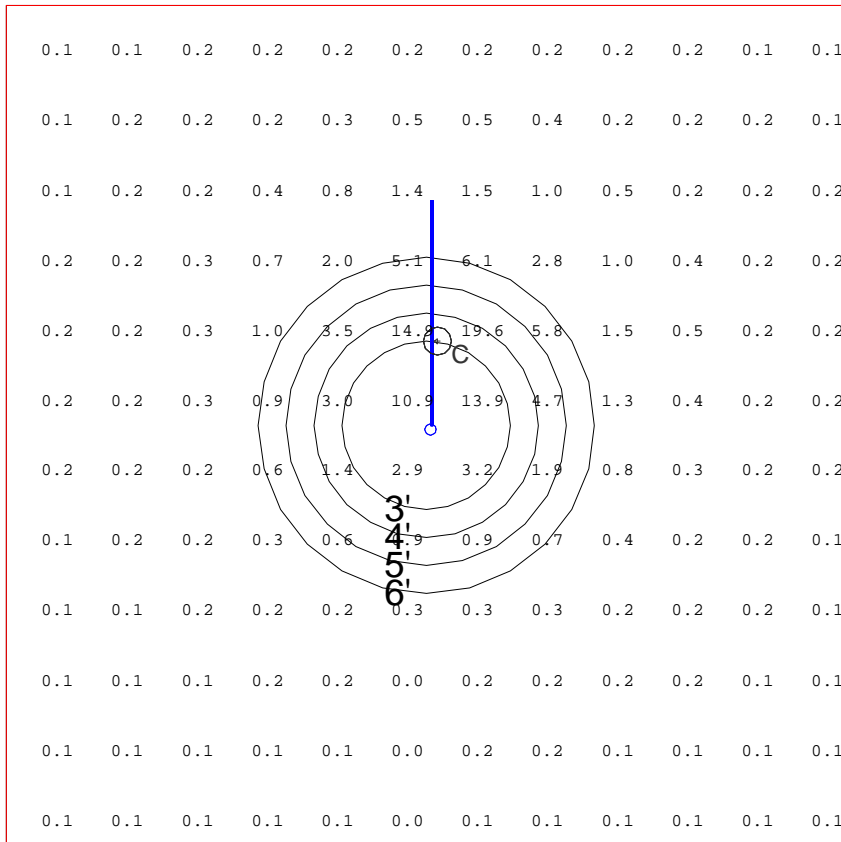


Luminaire Schedule						
Symbol	Qty	Label	Arrangement	Lumens	LLF	Description
⊙	1	C	SINGLE	1221	0.900	TDB3W-90W PAR38 HAL SPOT INGROUND FIXT


Calculation Summary							
Label	CalcType	Units	Avg	Max	Min	Avg/Min	Max/Min
CalcPts	Illuminance	Fc	0.96	19.6	0.0	N.A.	N.A.

Notes:

1. Type C 90w Hal Spot Inground fixture.
2. Optics tilted 0 degrees.
3. 3' set back.
4. Calculation 25' AFG directed at grade.



SCALE



- THIS PLAN MAY NOT COMPLY WITH LOCAL LIGHTING ORDINANCES. DUE TO CHANGING LIGHTING ORDINANCES IT IS THE CONTRACTORS RESPONSIBILITY TO SUBMIT THE SITE PHOTOMETRICS AND LUMINAIRE SPECS TO THE LOCAL INSPECTOR BEFORE ORDERING.
 - THIS LIGHTING DESIGN IS BASED ON INFORMATION SUPPLIED BY OTHERS. CHANGES IN ELECTRICAL SUPPLY, AREA GEOMETRY AND OBJECTS WITHIN THE LIGHTED AREA MAY PRODUCE ILLUMINATION VALUES DIFFERENT FROM THE PREDICTED RESULTS SHOWN ON THIS LAYOUT.
 - THIS LAYOUT IS BASED ON .IES FILES THAT WERE LAB TESTED OR COMPUTER GENERATED. ACTUAL RESULTS MAY VARY.

